



4-H/FFA GENERAL RULES

1. Non-perishable entries must be entered on Tuesday, July 6, from 6:30pm to 8:00pm and perishable entries on Wednesday, July 7, from 8:30am to 9:30 am, except livestock. See Schedule of Events for exception.
2. Only work completed since August 1, 2009 may be exhibited.
3. Exhibits must be the work of the exhibitor and entered in his or her name.
4. A 4-H member may exhibit in the division of his/her age level only.
Clover - ages 5-7, Junior - ages 8-10, Intermediate - ages 11-13, Senior - ages 14-18
5. Age of exhibitor is as of January 1, 2010.
6. All 4-Hers are responsible for attaching entry tags to each exhibit. Entry tags will be available at the Talbot Extension Office.
7. The decisions of the judges are final.
8. The Talbot Agricultural Center, Inc., and the Talbot County Fair will not be responsible for items damaged or stolen, and exhibitors participate at their own risk. The Talbot County Fair does not carry any insurance on any exhibits.
9. Judging will be done according to the Danish System. Each blue, red and white award will receive monies as allocations allow. All Clover 4-H entries will receive participation awards only.
10. Exhibitors in the 4-H/FFA Division will be limited to Talbot County members only.
11. 4-Hers from other counties may enter in Open Class.
12. If an article has been entered previously and you wish to enter the same item again, attach a statement of change or improvement. This change or improvement is what will be judged.
13. There is a special Clover department for Talbot 4-H members age 5 through 7. See Department O for details.
14. No entry will be accepted unless there is a specified class for it in the premium list.
15. Premium monies are subject to change without notice.
16. All exhibits must remain on grounds until 8:00pm, Saturday, July 10, 2010 or released by indoor exhibit chairperson. Any violations will forfeit premiums. Champion and Reserve Champion monies will be given out Saturday, July 10 at 6pm. All efforts will be made to have premium checks available Saturday, July 10 at 6pm.



**DEPARTMENT C
AGRICULTURAL PRODUCTS
(4-H/FFA)**

Section I- FIELD CROPS

RULES

1. One entry per class.
2. Field crop exhibits will be judged on quality, uniformity, and freedom from disease and insect damage.
3. GRAIN: Exhibits shall consist of one quart of grain in a clear glass jar with a lid. Jars must be free of printing, labels, advertisements; except for a 3x5 card attached to the exhibit with string or tape. The following information must be printed on the card:
 - a. Variety (e.g. Potomac Wheat)
 - b. Was the seed "certified"?
 - c. How much nitrogen was applied? On what date?
 - d. What crop was grown on this land last year
 - e. Intended use (e.g. used on farm, saved for seed, sold, other - indicate what)
4. HAY: Hay must be cured below 20% moisture. Alfalfa or clover hay with more than 10% grass will be classified as mixed. Exhibits shall consist of a bundle approx. 18"x18"x 6" in size. Bundle must be securely tied 4 ways for hanging. Attach a 3x5 card to the exhibit with string or tape. The following information must be printed on the card:
 - a. Variety and Species (e.g. WL323 Alfalfa benchmark Orchard grass) – if mixed, indicate main composition.
 - b. Was the seed "certified"?
 - c. Date of seeding
 - d. Which cutting? (e.g. 1st, 2nd, etc.)
 - e. What crop was grown on this land last year?
 - f. Intended use (e.g. used on farm, sold, other)
5. A Junior Champion and Reserve Champion may be selected from Department C Section I.
6. An Intermediate Champion and Reserve Champion may be selected from Department C Section I.
7. A Senior Champion and Reserve Champion may be selected from Department C Section I.
8. Items cannot be entered which were entered in previous years

Jr.	Int.	Sr.	CLASS
101	201	301	Corn, 4 ear sample - yellow
102	202	302	Corn, 3 stalks with ears
103	203	303	Corn, shelled, 1 quart
104	204	304	Best single ear corn
105	205	305	Popcorn, 4 ear sample
106	206	306	Indian corn, 4 ear sample
107	207	307	Sunflower, large for seed harvest, 3 cut in container

108	208	308	Wheat, 1 quart
109	209	309	Barley, 1 quart
110	210	310	Rye, 1 quart
111	211	311	Oats, 1 quart
112	212	312	Soybeans, 1 quart
113	213	313	Grain, other, 1 quart
114	214	314	Hay, alfalfa - 18x18x6"
115	215	315	Hay, clover - 18x18x6"
116	216	316	Hay, mixed- 18x18x6"
117	217	317	Hay, other - 18x18x6"
118	218	318	Straw, any variety - 18x18x6"

Section II- EGGS

RULES

1. One entry per class.
2. Eggs will be judged on internal and external qualities, not size.
3. All eggs must be exhibited in egg cartons.
4. A Champion and Reserve Champion from Sec. II may be selected

CLASS

19. One Dozen, White, in carton
20. One Dozen, Brown, in carton
21. One Dozen, Other, in carton


Section III-HONEY

RULES

1. One entry per class.
2. All honey and beeswax must have been produced by the exhibitor within a 15 month period prior to entry.
3. All honey exhibited must have been gathered and ripened in a natural way by honey bees.
4. All extracted honey entries must be exhibited in 1-pound glass jars.
5. All chunk and finely granulated honey entries must be exhibited in jars of one pound or more capacity.
6. All section comb honey entries must be wrapped in clear cellophane.
7. A Champion & Reserve Champion from section III may be selected

CLASS

22. White to extra light amber extracted honey - 1 lb. jar
23. Light amber to amber extracted honey - 1 lb. jar
24. Dark extracted honey - 1 lb. jar
25. Section comb honey - light or dark - 2 sections
26. Chunk honey - 1 lb. jar




**DEPARTMENT D
VEGETABLES & FRUIT
(4-H/FFA)**

RULES

1. One entry per class.
2. All exhibits must have been grown by the exhibitor.
3. Specifications for Exhibiting Vegetables (see Open Class - Dept DD - Vegetables & Fruit)
4. Basis for Judging: Free from injury, damage, disease, insects; uniform in size, shape and color; but market size and quality, maturity (not over mature); true to variety type, cultural perfection, clean
5. For more detailed exhibiting instructions, contact the Extension Office.
6. A Junior Champion and Reserve Champion may be selected from classes 101 thru 143.
7. An Intermediate Champion and Reserve Champion may be selected from classes 201 thru 243.
8. A Senior Champion and reserve Champion may be selected from classes 301 thru 343.

Jr. Int. Sr. CLASS

101	201	301	Beets, topped -5	131	231	331	Tomatoes - any red variety - 5
102	202	302	Broccoli - 1 bunch	132	232	332	Tomatoes - any yellow variety - 5
103	203	303	Brussels Sprouts - 1 pint	133	233	333	Tomatoes - red cherry - 10
104	204	304	Cabbage, green - 1 head	134	234	334	Tomatoes - green - 5
105	205	305	Cabbage, red 1 head	135	235	335	Watermelon - oblong - 1
106	206	306	Cantaloupe - 1	136	236	336	Watermelon - sugar baby - 1
107	207	307	Carrots (topped) - 5	137	237	337	Miscellaneous vegetables, specify*
108	208	308	Cauliflower - 1	138	238	338	Miscellaneous Fruit, specify
109	209	309	Cucumber, salad - 3	139	239	339	Vegetable garden Display**
110	210	310	Cucumber, pickling 5	140	240	340	Herb, parsley – 1 bunch (6 stalks in water)
111	211	311	Eggplant - any variety - 1	142	242	342	Herb, other than parsley, label with variety – 1 bunch (6 stalks in water)
112	212	312	Endive - 1 bunch	143	243	343	Bunch of herbs – 6 different varieties in water - label with variety names
113	213	313	Kale - 1 bunch				
114	214	314	Okra - 10 pods				
115	215	315	Onions - white - 5				
116	216	316	Onions - yellow – 5				
117	217	317	Peppers - Bell type - 5				
118	218	318	Peppers- other sweet variety - 5				*Miscellaneous vegetable or fruit - Number of specimens in exhibit should be consistent with similar varieties above: they should demonstrate consistency for the variety and make an adequate display. Variety must be identified.
119	219	319	Peppers- any hot variety - 5				
120	220	320	Potatoes - any red variety - 5				
121	221	321	Potatoes - any white variety - 5				**This class is for a display of any kind of variety of vegetables from the home garden or farm. It is suggested that the vegetables used in this exhibit be limited to those listed above. Each exhibitor is limited to one entry. Judging of these exhibits will be on the following basis:
122	222	322	Beans - green snap - 10				50 percent for quality of vegetables
123	223	323	Beans - yellow snap - 10				25 percent for attractiveness and educational value
124	224	324	Squash - acorn - 3				25 percent for # and varieties of vegetables
125	225	325	Squash - crookneck - 3				
126	226	326	Squash - patty pan – 3				
127	227	327	Squash - yellow straight neck - 3				
128	228	328	Squash - zucchini - 3				
129	229	329	Sweet corn - white - 5				
130	230	330	Sweet corn - yellow - 5				




**DEPARTMENT E
CRAFTS & HOBBIES
(4-H/FFA)**

RULES

1. Maximum of one entry per class.
2. Craft entries will be evaluated based on the following definition of quality craft: A quality craft reflects the craftsman's imagination and skill in creating decorative and/or useful items from appropriate designs and materials.
3. All artwork identified as ready to hang, must be mounted with hanger attached, no less than 8 1/2" X 11" and no greater than 24" X 36" for juniors and intermediates, no less than 8 1/2" X 11" and no greater than 36" X 48" for seniors. Frames are suggested for all artwork, but mat boards with hangers are the minimum accepted.
4. A Junior Champion and Reserve Champion may be selected from classes 101 thru 145.
5. An Intermediate Champion and Reserve Champion may be selected from classes 201 thru 245.
6. A Senior Champion and Reserve Champion may be selected from classes 301 thru 345.
7. All needlework is to be entered in the home furnishings Department.
8. If an item is made from a kit, photocopy instructions and attach to project.

<u>Jr.</u> <u>Int.</u> <u>Sr.</u>	<u>CLASS</u>		
101 201 301	Printmaking (linoleum, woodblock), include block	121 221 321	Model – kit (directions attached)
102 202 302	Stenciling, any item	122 222 322	Sand art (no plants)
103 203 303	Painting, acrylic, & tempera - ready to hang (not paint by numbers)	123 223 323	Weaving (using loom)
104 204 304	Painting, water color - ready to hang	124 224 324	Weaving (only by hand)
105 205 305	Painting, pastels - ready to hang	125 225 325	Article in batik
106 206 306	Pencil drawing, black & white mounted and ready to hang	126 226 326	Paper Mache (not a mask)
107 207 307	Pencil drawing, - color - mounted and ready to hang	127 227 327	Recycled Craft
108 208 308	Crayon drawing - mounted and ready to hang	128 228 328	Stained Glass article
109 209 309	Mosaics, glass, seeds, tiles, etc.	129 229 329	Wood carving
110 210 310	Collage, cloth, paper, mixed media-framed, ready to hang	130 230 330	Decorated wreath
111 211 311	Decoupage article	131 231 331	Model Rockets, one stage
112 212 312	Modeling clay, plaster, etc.	132 232 332	Model Rockets, more than one stage
113 213 313	Sculpture; stone, metal, wire, etc.	133 233 333	Fabric painting
114 214 314	Ceramics; made from a mold – must be fired	134 234 334	Decorative painting, 3 D not suitable for framing
115 215 315	Leather craft - indicate if kit	135 235 335	Tie dyeing
116 216 316	Candles, indicate if from a mold	136 236 336	Holiday crafts (other than Christmas)
117 217 317	Rock or shell craft	137 237 337	Jewelry, kit (include instructions)
118 218 318	Basketry (home made only, no bought baskets)	138 238 338	Jewelry, original
119 219 319	Holiday tree ornament	139 239 339	Dough crafts
120 220 320	Model - original	140 240 340	Mask making
		141 241 341	Stamping
		142 242 342	Eggery
		143 243 343	Heritage craft - including history of craft
		144 244 344	Nature Craft (corn husk dolls, etc.- not a terrarium or wreath)
		145 245 345	Other Craft Item – items that don't fit into the above classes. Identify craft

type.



**DEPARTMENT F
ELECTRIC & WOODWORKING
(4-H/FFA)**

Section I- ELECTRIC

RULES

1. One entry per class.
2. Basis for judging electric articles: workmanship, usefulness, safety and originality.
3. A Junior Champion and Reserve Champion may be selected from classes 101 thru 106.
4. An Intermediate Champion and Reserve Champion may be selected from classes 201 thru 206.
5. A Senior champion and Reserve Champion may be selected from classes 301 thru 306.
6. Entries in all electric classes must include a wiring diagram.

Jr. Int. Sr.

- 101 201 301
- 102 202 302
- 103 203 303
- 104 204 304
- 105 205 305
- 106 206 306

CLASS

- Electrical equipment built
- Lamp, specify use
- Electrical game, quiz, demonstration, etc.
- Extension cord
- Drop Light
- Electronics article with design plans or electronics educational display

Section II - WOODWORKING

RULES

1. Maximum of one entry per class.
2. All items made from kits must be entered in classes 107, 207, or 307.
3. Basis for Judging Woodworking: quality of workmanship, difficulty of construction, suitable finish, general characteristics and originality of design.
4. A plan, blueprint, working drawing or sketch used in construction, or refinishing method and a "before" photograph, must accompany each article, along with a statement of intended use (bird house plans must state the species of bird the house is designed for). Enclose plans in an envelope listing the exhibitor's name, county and class. Attach envelope to exhibit securely with string or tape.
5. A Junior Champion and Reserve Champion may be selected from classes 107 thru 127.
6. An Intermediate Champion and Reserve Champion may be selected from classes 207 thru 227.
7. A Senior Champion and Reserve Champion may be selected from classes 307 thru 327.

Jr. Int. Sr.

- 107 207 307
- 108 208 308
- 109 209 309
- 110 210 310
- 111 211 311
- 112 212 312
- 113 213 313
- 114 214 314
- 115 215 315
- 116 216 316
- 117 217 317
- 118 218 318
- 119 219 319
- 120 220 320
- 121 221 321
- 122 222 322
- 123 223 323
- 124 224 324
- 125 225 325
- 126 226 326
- 127 227 327

CLASS

- Woodworking kit
- Book holders or racks
- Birdhouse
- Bird feeder or other wild animal feeder
- Furniture - large wooden outdoor (any dimension 22" or more)
- Furniture - small wooden outdoor (any dimension less than 22")
- Furniture - large wooden indoor (dimension 22" or more)
- Furniture - small wooden indoor (any dimension less than 22")
- Woodwork articles for farm/shop use
- Lathed turnings
- Chest or storage box - large (any dimension 22" or more
- Chest or storage box - small (any dimension less than 22")
- Wooden toys
- Decorative Craft articles
- Cutting board
- Planter
- Kitchen article
- Refinished article
- Wooden jewelry article
- Clock - wall, table, mantle or floor
- Other Wooden Item, - wooden item that does not fit in one of the above classes



**DEPARTMENT G
PHOTOGRAPHY
(4-H/FFA)**

RULES

1. One entry per class
- *NOTE: The Maryland State Fair limits exhibitors to a TOTAL of 3 entries in the photography division.**
2. Prints must be mounted on stiff mat board. No poster board will be accepted.
3. Minimum Size

Photo Size	Mat Size
5" x 7"	8" x 10"
8" x 10"	11" x 14"
11" x 14"	16" x 20"
Sequence	16" x 20"
4. Attach (with paper clips) a white 3" x 5" file card to lower right corner, edge flush, with the following information typed on it: title of picture, date picture taken, name of camera, type of camera, kind of film used/digital.
5. Basis for Judging: composition (40 pts). Story- telling ability (30 pts), photographic quality (20 pts), developing and printing (5 pts except class 110, 210, 310), mounting (5 pts)
6. A Junior Champion and Reserve Champion may be selected from classes 101 thru 123.
7. An Intermediate Champion and Reserve Champion may be selected from classes 201 thru 223.
8. A Senior Champion and Reserve Champion may be selected from classes 301 thru 323.
9. Photos not meeting the above guidelines will be disqualified.

<u>Jr.</u> <u>Int.</u> <u>Sr.</u>	<u>COLOR</u> <u>CLASS</u>	<u>BLACK AND WHITE</u> <u>CLASS</u>
101 201 301	Building	115 215 315 Building
102 202 302	Landscape	116 216 316 Landscape/Seascape
103 203 303	Seascape	117 217 317 Flowers or Plants
104 204 304	People - individual	118 218 318 People - individual or group (two or more)
105 205 305	People - 2 or more	119 219 319 Animals, birds, or insects
106 206 306	Animals, Birds or Insects	120 220 320 Sequence of two to four pictures telling a story
107 207 307	Flowers or plants	121 221 321 Photograph developed by the exhibitor
108 208 308	Sequence of two to four photos telling a story.	122 222 322 First year photographer (see description class #111, 211, 311)
110 210 310	Photography developed by the exhibitor	123 223 323 Experimental (pinhole camera pictures, photograms, other pictures which have merit but do not conform with other classes.)
111 211 311	First year photographer - enlarged to 4" x 6" or 5" x 7"	
112 212 312	Experimental (pinhole camera pictures, photograms, other pictures which have merit but do not conform with other classes.)	
113 213 313	Picture Maryland – a photo that captures the spirit of the state.	
114 214 314	Digitally altered images	



**DEPARTMENT H
BOOTHS, COLLECTIONS &
MISCELLANEOUS DISPLAYS
(4-H/FFA)**

BOOTHS

Booths will be on a table. Booths to measure not more than 47 inches wide, 36 inches deep, with back of booth not to exceed 22 inches. Any club or individual entering this class should register with the Talbot County Extension Office by June 11, 2010.

RULES

1. One entry per class (except classes 102, 202 & 302.) Class 102, 202, 302 may have 2 entries.
2. Poster may be either horizontal or vertical.
3. Poster must be designed on or affixed to standard poster board 14" x 22" dimensions. Poster may use any medium: water color, ink, crayon, acrylic, charcoal, oils or collage. They must not be three-dimensional.
4. Well-known cartoon figures, such as Snoopy, Orphan Annie, Charlie Brown, etc., cannot be used on posters because they are copyrighted.
5. Members entering the open theme category should avoid using "join 4-H" themes and theme ideas that have been used nationally in the past on posters.
6. A brief interpretive statement should be clearly written and attached to the back of all posters and project displays in the upper left hand corner. A statement is not required for booths and scrapbooks as each should speak for itself without explanation.
7. Poster themes are:
 - a. 4-H "Power of Youth"
 - b. Open Theme - Create Your Own
8. Basis for judging project displays: appearance, educational value, appeal. If the size of your project display is larger than booth dimensions, please notify the 4-H office with your space needs by June 11, 2010.
9. Basis for judging booths and exhibits: draws attention, appeal, appearance, educational value, results: Will it stimulate a desire to find out more about the subject?
10. Basis for judging poster art: information given and idea expressed, art, design, lettering construction materials, durability.
11. A Junior Champion and Reserve Champion may be selected from classes 101 thru 106.
12. An Intermediate Champion and Reserve Champion may be selected from classes 201 thru 206.
13. A Senior Champion and Reserve Champion may be selected from classes 301 thru 306.
14. A Champion and Reserve Champion may be selected from classes 405 thru 406 (Club).

<u>Jr.</u>	<u>Int.</u>	<u>Sr.</u>	<u>CLASS</u>
101	201	301	Booth, individual
102	202	302	4-H/FFA Project Display – project display is an exhibit showing or telling something about a selected project.
103	203	303	4-H/FFA Poster Art - for posters related to projects: Nutrition, Bicycle Safety, etc.
104	204	304	4-H/FFA Poster Art - for promotion of 4-H/FFA
105	205	305	Individual Scrapbook (does not have to be 4-H/FFA related)
106	206	306	4-H/FFA Project Display using Technology - documenting project work using video (<10min) or Power Point
	405		Club Booth
	406		Club Scrapbook

COLLECTIONS

RULES


1. One entry per class.
2. Basis for judging: Presentation - neatness, cleanliness and general eye appeal, variety, or coverage; Educational value - extent to which the exhibit reflects the collector's knowledge of hobby; rarity.
3. If an article has been entered in the Talbot County Fair before and you wish to enter the same item again this year, you must attach an explanation as to how the article was improved; this is how it will be judged.
4. A Junior Champion and Reserve Champion may be selected from classes 141 thru 152.
5. An Intermediate Champion and Reserve Champion may be selected from classes 241 thru 252.
6. A Senior Champion and Reserve Champion may be selected from classes 341 thru 352.

Age determined as of 1/1/10.

Junior: 8-10 yrs
Intermediate: 11-13 yrs
Senior: 14-18 yrs

<u>Jr.</u>	<u>Int.</u>	<u>Sr.</u>	<u>CLASS</u>
141	241	341	Forestry
142	242	342	Mature bark (15 sample minimum)
143	243	343	Insect (see note below)
144	244	344	Leaf, 25 sample minimum
145	245	345	Wildflower (25 sample minimum)
146	246	346	Weed (25 sample minimum)
147	247	347	Shell or arrowhead - 15 or more different species/samples
148	248	348	Rock - 15 or more different species
149	249	349	Baseball cards
150	250	350	Fossil (10 sample minimum)
151	251	351	Soil (10 sample minimum)
152	252	352	Other collection (specify)

Note for Insect Class - request specific details of entomology class from the 4-H office.



DEPARTMENT I RECORD BOOKS (4-H/FFA)

RULES

1. One entry per class.
2. A Champion and Reserve Champion may be selected from each class.
3. Judges will be given a copy of the Talbot County 4-H Project Requirements and Record book guidelines.
4. **Record books should describe ONLY the member's project work and 4-H experiences so far during 2010.** (Previous record books that have already been judged by the 4-H program will not be judged again.) The purpose of this department is to allow members who keep their record books up to date to share the progress of the *current* year's 4-H work. Your project for the year will not be complete, but you can document the progress of your project by describing what you have accomplished so far. You may include photos of yourself working with your project animal, etc. You may also include anticipated talks or exhibits and the date you plan to do them.

CLASS

- 101 Junior Division - Record Book assembled in a cover
- 201 Intermediate Division - Record Book assembled in a cover
- 301 Senior Division - Record Book assembled in a cover

Note: A senior portfolio is not considered by judges to be stand-alone record book, but the portfolio's resume may be substituted for a record book's Summary Record and the essay may be substituted for the 4-H Story. Judges will also want to review project records, etc.



**DEPARTMENT J
FOOD PRESERVATION
(4-H/FFA)**

RULES

1. One entry per class.
2. For fruits, tomatoes and pickled vegetables, use a boiling water bath canner. You can process these acid foods safely in boiling water. A pressure canner must have been used for all vegetables except tomatoes and pickled vegetables. To process the low- acid food safely in a reasonable length of time takes a temperature higher than that of boiled water.
3. Both standard and wide-mouthed regulation canning jar in clear glass are acceptable.
4. Rims or rings are to be left on jars. Label each jar clearly as to product, date of processing, type of pack, type of processing, and time processed.
5. Judges reserve the right to open canned products if necessary to make the best decisions.
6. Entries will consist of 1 jar unless otherwise specified.
7. Basis for judging canned fruits: texture-ripeness and clearness, uniformity-pieces of same size, shape, and color, pack-good proportion of liquids and solids, container-standard.
8. Basis for judging canned vegetables: maturity of product, pack, uniformity, texture, container.
9. Basis for judging juice: color and clearness, consistency.
10. Basis for judging pickles; uniformity, texture. color, liquid, container, pack.
11. A Junior Champion and Reserve Champion may be selected from classes 101 thru 133.
12. An Intermediate Champion and Reserve Champion may be selected from classes 201 thru 233.
13. A Senior Champion and Reserve Champion may be selected from classes 301 thru 333.

<u>Jr. Int. Sr.</u>	<u>CLASS</u>		
101 201 301	Applesauce	117 217 317	Tomatoes - broken in juice
102 202 302	Berries	118 218 318	Tomatoes - whole
103 203 303	Cherries - sour	119 219 319	Tomato juice
104 204 304	Cherries - sweet	120 220 320	Sliced cucumber - sweet
105 205 305	Grape - juice	121 221 321	Bread and butter pickles
106 206 306	Peaches - halves	122 222 322	Sour or dill pickles
107 207 307	Peaches - pieces	123 223 323	Relish (mixed vegetables)
108 208 308	Pears - halves	124 224 324	Pickle, any other (name)
109 209 309	Pears - pieces	125 225 325	Jelly
110 210 310	Three jars of fruit	126 226 326	Jam
111 211 311	Beans - green	127 227 327	Preserves
112 212 312	Beans - lima	128 228 328	Dried fruit leather
113 213 313	Beans - wax	129 229 329	Dried Fruit
114 214 314	Beets - sliced (with or w/o vinegar)	130 230 330	Dried Vegetable
115 215 315	Beets - whole (with or w/o vinegar)	132 232 332	Dried Herbs
116 216 316	Peas	133 233 333	Beef Jerky



**DEPARTMENT K
BAKED FOODS
(4-H/FFA)**

Exhibitors may enter half of some finished products. **Whole or half entries** will be accepted for cakes, loaves of bread, and coffee cakes. Each entry is to be the individual effort of the exhibitor; therefore matching halves have no place for entry. Donation to the baked food auction is welcomed. Entries of half pies will not be accepted. Box mixes may not be used.

RULES

1. One entry per class.
2. A recipe must be included for all entries. Include list of ingredients, the amounts and procedures for preparing a product. Recipe cards must be printed or typed. **EXHIBITS WITHOUT RECIPE CARDS WILL BE DISQUALIFIED!!**
3. Basis for judging baked goods: Outside appearance: shape, crust or surface, volume, uniform size, biscuits, cookies, etc. Inside appearance: texture, grain, color, eating quality: flavor, aroma.
4. Basis for judging frosting: consistency, flavor, distribution, style, color.
5. A Junior Champion and Reserve Champion may be selected from classes 101 thru 115; classes 116 thru 126 and classes 127 thru 140.
6. An Intermediate Champion and Reserve Champion may be selected from classes 201 thru 215, 216 thru 226 227 thru 240.
7. A Senior Champion and Reserve Champion may be selected from classes 301 thru 315; classes 316 thru 326 and classes 327 thru 340.
8. Following judging - A slice of cake must be left. Rest of cake may be taken home or donated to cake booth or cake auction.

CLASS:

<u>Jr. Int. Sr.</u>	<u>CLASS:</u>		
	<u>CAKES</u>		
101 201 301	Chocolate butter cake- 2 layers, icing	131 231 331	Cheese bread
102 202 302	Yellow butter cake-2 layers, icing	132 232 332	Rolls, plain - 4
103 203 303	White cake- 2 layers, icing	133 233 333	Rolls, cinnamon - 4
104 204 304	Cupcakes, white batter - 4	134 234 334	Loaf, white
105 205 305	Cupcakes, yellow batter - 4	135 235 335	Coffee ring
106 206 306	Cupcakes, chocolate batter - 4	136 236 336	Loaf, whole wheat
107 207 307	Angel food cake, no icing	137 237 337	Loaf, fruit, vegetable, or nut
108 208 308	Sponge cake, no icing		
109 209 309	Pound cake, no icing or layers		<u>PIES</u>
110 210 310	Spice cake- 2 layers, icing	138 238 338	Pie shell, no filling
111 211 311	Applesauce cake	139 239 339	Fruit pie, double crust
112 212 312	Carrot cake	140 240 340	Fruit pie, crumb crust top
113 213 313	Chiffon cake		
114 214 314	Gingerbread		
115 215 315	Jelly roll		
	<u>COOKIES (4 in plastic bag)</u>		<u>DECORATED CAKES</u>
116 216 316	Brownies with or without nuts		The whole cake may not exceed 9" x13 x12" high. All decorations must be edible. Cake and icing recipes must be included.
117 217 317	Chocolate chip	141 241 341	Special Occasion - decorated for a special event such as a wedding, birthday, anniversary, shower, etc.
118 218 318	Peanut Butter		Novelty - decorated to carry out an idea; may be shaped/decorated to resemble an animal, person, or idea (i.e. pizza, bunny, etc.) It is not a birthday, shower or other special occasion cake.
119 219 319	Oatmeal drop		
120 220 320	Snickerdoodles	142 242 342	Maryland's 4-H Cake - decorated to carry out the idea of "Maryland 4-H". Place on a non-returnable container.
121 221 321	Refrigerator cookies		
122 222 322	Rolled cookies		
123 223 323	Bar cookies (no brownies)		
124 224 324	Molded or shaped cookies (by hand)		
125 225 325	Pressed cookies		
126 226 326	Fancy cookies (filled, iced, etc. for parties, etc.	143 243 343	
	<u>BREADS</u>		
127 227 327	Baking powder biscuits, dropped - 4		
128 228 328	Baking powder biscuits, rolled - 4		
129 229 329	Muffins - 4		
130 230 330	Coffee cake, non yeast		



**DEPARTMENT L
HOME FURNISHINGS
& CHILD CARE
(4-H/FFA)**

RULES

1. Maximum of one entry per class.
2. If item is made from a kit, please specify.
3. Basis for judging child care: interesting to small child, practical for small child, safety and general appearance.
4. A Junior Champion and Reserve Champion may be selected from classes 101 through 134.
5. An Intermediate Champion and Reserve Champion may be selected from classes 201 through 234.
6. A Senior Champion and Reserve Champion may be selected from classes 301 through 334.

Section I - HOME FURNISHINGS

<u>Jr. Int. Sr.</u>	<u>CLASS</u>
101 201 301	Kitchen Accessory, fabric
102 202 302	Tablecloth, or 4 place mats with or without 4 napkins
103 203 303	Storage item, cloth garment bag, hanging laundry bag, shoe bag, etc.
104 204 304	Decorative trash can
105 205 305	Bulletin board
106 206 306	Decorative pillow, original design
107 207 307	Decorative pillow, commercially designed
108 208 308	Latch hook item
109 209 309	Decorative pillow, patchwork
110 210 310	Bedsread, quilt, or comforter
111 211 311	Window treatment: Balloon shade, valance, curtain or drapery
112 212 312	Framed fabric picture, with paints, sequins, trims, not needlework
113 213 313	Framed fabric picture, needlework used in design
114 214 314	Wall hanging, fabric – not needlework or latch hook, no frame
115 215 315	Wall hanging, pieced or appliquéd & quilted - no frame
116 216 316	Crocheted or knitted home accessory
117 217 317	Framed Needlework Picture, counted cross stitch (5" x 7" and smaller)
118 218 318	Framed Needlework Picture, counted cross stitch (larger than 5" x 7")
119 219 319	Needlework Plastic Canvas – small item: magnet, Christmas ornament, etc.
120 220 320	Needlework Plastic Canvas – large item: tissue box, brick cover, etc.
121 221 321	Wreaths - natural: grapevine, straw
122 222 322	Wreaths - other material
123 223 323	Other, please specify

124 224 324	Decorated lamp shades
125 225 325	Decorative hand or guest towels
126 226 326	Decorative pillowcase or sham
127	“Learning the 4-H Way Project” (ex.: pin cushion, needle book, etc.)

Section II - A WELL DRESSED TABLE

RULES (juniors only)

1. Provide one (1) complete table setting for one (1) to include: centerpiece, dishes, flatware, glasses, etc. appropriate for your menu.
2. Write a menu on a 3x5 card.
3. Write the meal and occasion on a 3x5 card, e.g. Lunch-Birthday Party

<u>Jr.</u>	<u>CLASS</u>
128	China Ware Place Setting
129	Plastic Ware Place Setting

Section III - CHILD CARE

<u>Jr. Int. Sr.</u>	<u>CLASS</u>
130 230 330	Two large scrapbooks containing suitable pictures for children (1 for children 2-3 yrs. of age, 1 for children 4-5 yrs. of age)
131 231 331	Homemade toy
132 232 332	Homemade games for older child
133 233 333	Child care reference book should contain short articles and pictures on child care which have been clipped from magazines. Include information on feeding, play and preparation for nap or bedtime
134 234 334	Babysitting Kit (5 items, not necessarily handmade with explanation of use)



**DEPARTMENT M
CLOTHING
(4-H/FFA)**

RULES

1. Garments must be on hangers.
2. Clear plastic garment bags may be provided by exhibitor to protect garments
3. A Champion and Reserve Champion may be selected from Department M for Juniors, Intermediates and Seniors
4. All clothing must have been completed after August 1, 2009 and must be the work of the exhibitor.
5. Judging criteria:
 - quality of workmanship
 - coordination of fabric and pattern
 - personal creativity
 - cleanliness

CLASS

<u>Jr.</u>	<u>Int.</u>	<u>Sr.</u>			
101			Beginner sewing kit minimum 8 items in basket you have designed	124 224 324	Two-piece Outfit – bottom and shirt; pants, skirt, dress, capris and shirt
	202	302	Sewing kit minimum 12 items in basket you have designed	125 225 325	Two-piece Outfit- bottom and jacket; skirt, pants, capris, dress and jacket
103	203	303	Clothing accessory tote bag, purse, apron, etc.	126 226 326	Outerwear - simple jacket, poncho, cape
104	204	304	Clothing accessory-belt, scarf, tie, hat	227 327	Tailored jacket or coat - lined
105			Shirt/blouse any style	228 328	Tailored jacket/ coat lined with skirt, pants, dress
	206	306	Shirt/blouse- simple no collar or set in sleeves	229 329	Evening wear- short
	207	307	Shirt/blouse- with details	230 330	Evening wear – long
108	208	308	Shirt/blouse- knit fabric	131 231 331	Costume-identify activity and attach photo being worn
109	209	309	Vest		
110			Skirt – any style (juniors only)	132 232 332	Purchased garment, decorated
	211	311	Skirt – elastic waist	233 333	Outfit for child under 4 years
	212	312	Skirt- waistband/facing or combo	134 234 334	Knitted or crocheted article
113			Shorts, pants, capris (juniors only)	335	Outfit original design- attach description
114	214	314	Shorts, pants, capris elastic waist		
	215	315	Shorts, pants, capris waistband/facing		
116	216	316	Outfit 3 pieces		
117	217	317	Pajamas, sleepwear		
118	218	318	Sundress, jumper, simple dress- without collar or set-in-sleeves		
119	219	319	Sportswear, jogging, sweat suit, beach cover, swim wear		
120	220	320	Dress - one-piece, no details		
121	221	321	Dress - one piece, collar and/or sleeves- no details	136 236 336	Fabric yardage available from State 4-H Office. For information call, 301-314-9070
	222	322	Dress – collar and/or sleeves- with details		
123	223	323	Two-piece Outfit – bottom and vest; pants, skirt, dress, capris and vest		

FASHION RUNWAY 4-H CHALLENGE

Use your imagination and creative skills to design a special entry for the 4-H Fabric Challenge.



**DEPARTMENT N
FLOWERS AND PLANTS
(4-H/FFA)**

RULES

1. One entry of one variety per class.
2. Exhibitor must provide container for arrangements, houseplants, and specimens. Containers for specimens must be transparent (clear).
3. Houseplants and terrariums should have been established in the pot or container at least one month.
4. Basis for judging flowering plants: cultural perfection - clean, free from pests; size of plant(suitable to variety); abundance of flowers, rarity, good soil mixture and color.
5. Basis for judging foliage plants: cultural perfection, size of plant suitable to variety, rarity, foliage, shape or form, container size in proportion to plant.
6. Basis for Judging Arrangements: good design- balance, scale, proportion; good use of color combinations, avoiding clashing colors; good relationship to materials, materials are not too skimpy, too crowded or out of scale with container; originality, flowers in good condition.
7. Basis for Judging Corsages: use of silk flowers is acceptable; good use of color combinations avoiding clashing colors; foliage, suitability of combination of material, condition and pleasing pattern.
8. A Junior Champion and Reserve Champion may be selected from classes 101 thru 139.
9. An Intermediate Champion and Reserve Champion may be selected from classes 201 thru 239.
10. A Senior Champion and Reserve Champion may be selected from classes 301 thru 339.

<u>Jr. Int. Sr.</u>	<u>CLASS</u>	<u>House Plants, Dish Gardens & Terrariums</u>	
	<u>Specimen (3 flowers, one on each stem)</u>	122 222 322	African violet
101 201 301	Asters	123 223 323	Begonia, flowering type
102 202 302	Calendulas	124 224 324	Begonia, foliage type
103 203 303	Cosmos	125 225 325	Cactus
104 204 304	Daisies	126 226 326	Coleus
105 205 305	Gladiolus	127 227 327	Geranium
106 206 306	Marigolds under 1 1/2" in diameter	128 228 328	Dish garden (min 3 plants)
107 207 307	Marigolds over 1 1/2" in diameter	129 229 329	Philodendron (vine type)
108 208 308	Petunias	130 230 330	Prayer Plant
109 209 309	Sunflower- under 6" in diameter	131 231 331	Snake plant
110 210 310	Black eyed Susan	132 232 332	Terrarium
111 211 311	Roses	133 233 333	Hanging plant
112 212 312	Snapdragons	134 234 334	Other houseplant, please specify
113 213 313	Zinnias- small under 1 1/2" in diameter	135 235 335	Outside container plants 3 or more varieties
114 214 314	Zinnias- large over 1 1/2" in diameter		
115 215 315	Dahlias		<u>Corsages</u>
116 216 316	Other specimen, please specify	136 236 336	Nosegay bouquet
		137 237 337	Spray type
	<u>Arrangements</u>	138 238 338	Individual flower
117 217 317	Dried	139 239 339	Holiday
118 218 318	Line		
119 219 319	Mass- fresh flowers		
120 220 320	Holiday		
121 221 321	Contemporary table centerpiece		



DEPARTMENT O
CLOVER - ages 5-7
(4-H)

RULES

1. Exhibitors must have reached their 5th birthday by 1/1/10 and must be under 8 years old as 1/1/10.
2. All Clover members will be limited to the Clover department.
3. Entries are limited to a total of 6 in each class. Clover members should select the very best of their projects and plan to display them. Group and number all of your projects according to classes given.
4. Participation awards will be given to clover 4-Hmembers. Maryland state 4-H prohibits competition for this age level.
5. Clover 4-H members are not permitted to show livestock.
6. See individual specific departments within the 4-H/FFA section for detailed description of the classes.

Classes

- 001 Small Pets
- 002 Vegetables/Fruits
- 003 Craft/Hobby
- 004 Poster/Project Display
- 005 Baking Project

- 006 Clothing Project
- 007 Flower Project
- 008 Field Crop
- 009 Egg or Honey
- 010 Woodworking Project
- 011 Home Furnishing Project

